


## 7) Now draw your own mosaic!

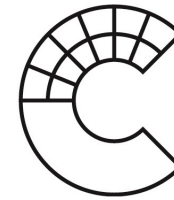
Don't forget to create a border around the outside.



### Vocabulary builder!

Tesserae	Mosaic
Lyre	Phrygian
Gryphon	Oceanus

Made possible by funding from and  
in partnership with



**CORINIUM  
MUSEUM**  
DISCOVER  
ARCHAEOLOGY



# Orpheus and Friends



## 1) Stone age galleries

Look for any animal, or a part of any animal?

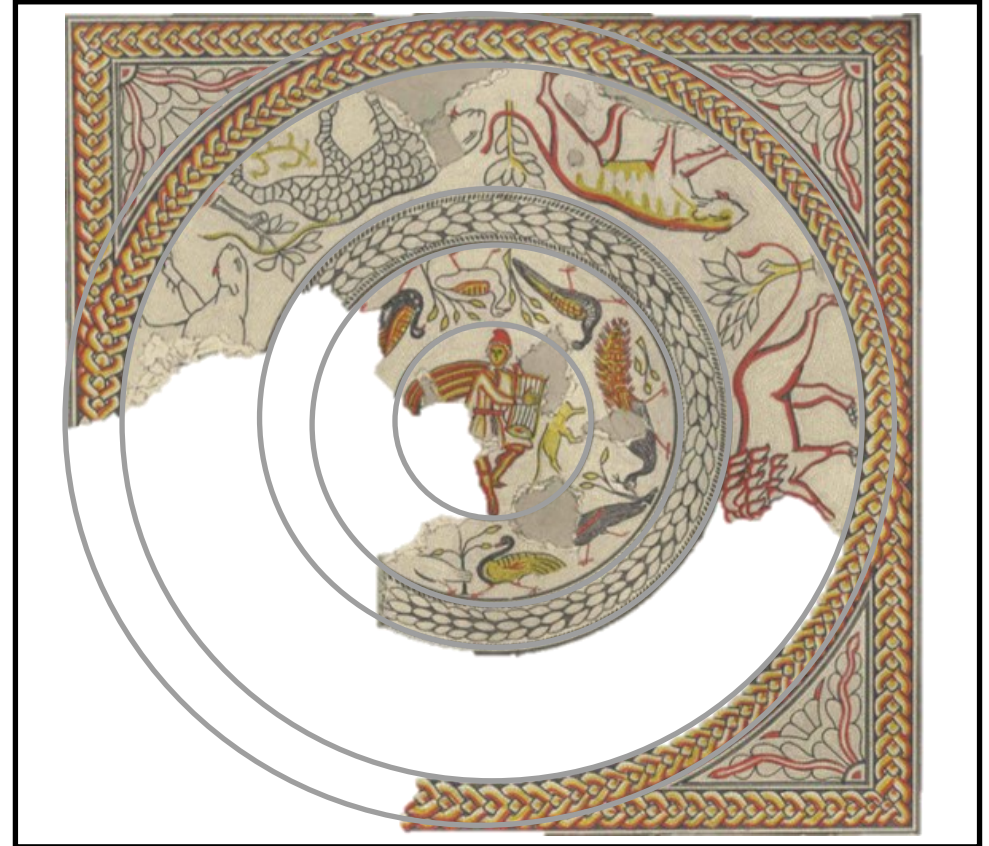


Now, draw the whole animal here

Continue into the Hare Gallery

## 6) Upstairs looking down at the Orpheus mosaic

Choose your own animals to fill in the gap



There are lots of artefacts in sets of three...how many sets of three or four can you find and count?



## 6) Orpheus Mosaic

He's a little hard to see because it's a little broken...make sure to look at the picture above the mosaic too!

Tick the things you see



Lioness



Lyre



Phrygian cap



duck



Peacock



trees



Gryphon

Now with a partner, play I Spy!

Now it's time to go upstairs to look at the Orpheus mosaic from above

## 2) Hare Gallery

Find the mosaic in the floor (where mosaics should be!) What do you think its made from...circle one

Wood

Plastic

Stone


Metal

Can you find the hare in the Hare Mosaic? Draw your own here, but with a silly hat!

Continue through the Public Buildings Gallery (pausing for the interactives!), and the next activity is in the kitchen

### 3) kitchen/hunting mosaic

What types of food did the romans eat? Circle all you can find



This is the Hunting dogs mosaic. Can you find one of these pictures?  
(Oceanus and maybe the quatrefoil thing). Draw the other half




Continue into the main Roman Galleries and find the Seasons mosaic

### 4) Main Roman Galleries

Seasons mosaic

What shapes can you find in this mosaic? Draw them.



Can you find the Donkey? Tell your group leader what a donkey says.

Eeyore!



Now head to the Orpheus Mosaic!

## General thoughts, ideas, guidelines

- Colours—Branding in the reds
- Museum fonts are fine, just as clear and big because these are years 1&2
- All of the little images can be animated or 'cutesy'.
- Branding for the project is below, and an image of the drawn mosaic if it's helpful



\*These two pages are not for the publication, just notes and extra images should you need them:)\*