

Mosaics

What is a mosaic? Is it a picture or a pattern?

Find me first to start working out the answer!

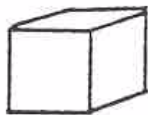


Did you know that there weren't any rabbits in Britain when the Romans were here - only hares! (Rabbits came later.)

(Clue: I am high up on a wall - not far from the Roman garden.)

I am part of a large mosaic. Can you see all the little pieces used to make me? Tick the box if you can.

The little pieces are called tesserae. They are really this shape:



....but you can only see the top of them !

What is the shape above called? (Circle the right one.)

circle pyramid cube cone sphere square

What colours are the tesserae?

.....



Now look at the mosaic on the floor. Feel the tesserae.

Are they rough or smooth ?

Why do you think this is?

.....

What materials do you think they are made of? Tick the box(es) below by the right answer(s).

glass stone plastic terracotta metal wood

(Clue: Terracotta is an orange coloured clay.)

Can you draw part of the pattern below?
(It's not as easy as it looks! If you like, try and draw one of the mosaics on the wall instead.)

Can you make your own mosaic using the magnetic tesserae in this gallery?



So, is a mosaic a picture or a pattern - or both?



Now see how many more mosaics you can find in the museum.

Write how many you found in the box.

Did you know that *Corinium* (the Roman name for *Cirencester*) had some of the best mosaic artists in Roman Britain?


Write the names of any other mosaics you find in the box below, or if you like you can draw one of them instead.

Buildings in Roman Britain

Go into the Main Gallery to the reconstruction of a shop.

What do you think was sold here?

Draw or describe some materials that were used to make Roman buildings.



Look for the display of the **hypocaust system**. (It is next to the kitchen reconstruction).



A hypocaust was underneath the floor of a room. It was the Roman central heating system.



The tiles holding up the floor are called

Draw a circle around these tiles on the picture.

Now draw arrows on the picture to show where the hot air came from and where it travelled to. (Don't forget that hot air rises!)

What do you think was behind the little arch?

.....

Can you spot the hollow chimney bricks in the wall? These are called **Box Tile Flues**.

Why do you think the Romans put chimneys in the wall?

.....

.....

Find the display of **Locks and Keys**.

There were 2 types of lock. Write their names below.

1).....

2).....




Food and Cooking in Roman Britain

Look closely at the reconstruction of a Roman kitchen.

Draw or list two types of food which the Romans ate that you think you would like and two that you think you would dislike.

Now draw some of the objects used to help with the cooking.

Tick the box when you spot the guernstone (a large circular stone used to grind corn to make flour).



Now find the reconstruction of a **Roman Triclinium**.

What was this room used for?.....

How was it lit?.....

How was the floor decorated?.....

Are the walls painted like your walls at home? Yes/No (circle the answer)

Find these items. Put a tick in the boxes below when you spot them.

Candlestick

A sofa for eating

A lyre (to play music)

Think about where you eat your dinner at home. Write or draw two ways in which it is different and two ways in which it is similar to our rooms today.

Similar

Different

